










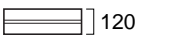

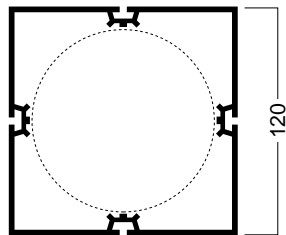










































*120 mm square beam (use with 120 square upright)*

- L5,820  120
- L5,325  120
- L4,830  120
- L4,335  120
- L3,840  120
- L3,345  120
- L2,850  120
- L2,355  120
- L1,860  120
- L1,365  120
- L870  120
- L580  120
- L375  120

*120 square upright*



-  120
- 
- 
- 
- 
- 
- 
- 
- 
- 
- 
- 
- 
- 
- 
- 
- 
- 
- 
- 
- 
- 
- 
- 
- 
- 
- 
- 
- 
- 
- 
- 
- 
- 
- 
- 
- 
- 
- 